

Sample Name: Lemon Cake
LIMS Sample ID: 191115S008
Batch #: M-111319-LEC-0.5g
Source Metr ID(s): 1A406030000232E000000325

Sample Type: Concentrate, Product Inhalable
Batch Count: 1447 Unit(s)
Sample Count: 36 Unit(s)
Unit Mass: 0.5 Grams per Unit
Serving Mass:
Density:

Date Collected: 11/15/2019
Date Received: 11/16/2019
Tested for: ADIRA Distribution, Inc.
License #: C11-0000739-LIC
Address: 3440 AIRWAY DR, SUITE c, SANTA ROSA, CA 95403-2065
Produced by: lob manufacturing inc.
License #: CDPH-10002733
Address: 3440 AIRWAY DR STE D, SANTA ROSA, CA 95403-2065

Overall result for batch M-111319-LEC-0.5g: Pass

Moisture Test Results

Moisture Results (%)
NI

Cannabinoid Test Results

11/17/2019

Cannabinoid analysis utilizing High Performance Liquid Chromatography (HPLC, QSP 5-4-4-4)

	mg/g	%	LOD / LOQ mg/g
Δ9THC	477.958	47.7958	0.052 / 0.158
Δ8THC	ND	ND	0.053 / 0.162
THCa	230.219	23.0219	0.052 / 0.156
THCV	3.687	0.3687	0.023 / 0.069
THCVa	ND	ND	0.091 / 0.276
CBD	1.057	0.1057	0.052 / 0.158
CBDa	1.721	0.1721	0.052 / 0.156
CBDV	ND	ND	0.021 / 0.063
CBDVa	ND	ND	0.037 / 0.111
CBG	22.278	2.2278	0.030 / 0.092
CBGa	60.993	6.0993	0.044 / 0.133
CBL	ND	ND	0.130 / 0.393
CBN	1.756	0.1756	0.052 / 0.157
CBC	4.392	0.4392	0.031 / 0.094
CBCa	38.675	3.8675	0.129 / 0.392

Sum of Cannabinoids:	842.736	84.2736	421.368 mg/Unit
Total THC (Δ9THC+0.877*THCa)	679.860	67.986	339.930 mg/Unit
Total CBD (CBD+0.877*CBDa)	2.566	0.2566	1.283 mg/Unit

	Action Limit mg		
Δ9THC per Unit	1000.0	Pass	238.979 mg/Unit
Δ9THC per Serving			

Batch Photo



Terpene Test Results

11/19/2019

Terpene analysis utilizing Gas Chromatography - Flame Ionization Detection (GC - FID)

	mg/g	%	LOD / LOQ mg/g
Pinene	0.884	0.0884	0.044 / 0.135
Camphene	<LOQ	<LOQ	0.053 / 0.16
Sabinene	ND	ND	0.054 / 0.165
Pinene	1.098	0.1098	0.054 / 0.162
Myrcene	13.975	1.3975	0.054 / 0.164
Phellandrene	0.749	0.0749	0.073 / 0.222
3 Carene	0.538	0.0538	0.057 / 0.174
Terpinene	0.57	0.057	0.06 / 0.18
Limonene	5.124	0.5124	0.026 / 0.078
Eucalyptol	0.202	0.0202	0.042 / 0.126
Ocimene	5.582	0.5582	0.056 / 0.171
Terpinene	0.343	0.0343	0.06 / 0.181
Sabinene Hydrate	ND	ND	0.036 / 0.108
Fenchone	ND	ND	0.061 / 0.184
Terpinolene	23.032	2.3032	0.045 / 0.135
Linalool	2.341	0.2341	0.038 / 0.116
Fenchol	0.454	0.0454	0.045 / 0.138
(-)-Isopulegol	ND	ND	0.026 / 0.08
Camphor	ND	ND	0.108 / 0.327
Isoborneol	ND	ND	0.066 / 0.201
Borneol	<LOQ	<LOQ	0.097 / 0.293
Menthol	ND	ND	0.044 / 0.135
Terpineol	0.948	0.0948	0.045 / 0.136
Nerol	ND	ND	0.045 / 0.137
R-(+)-Pulegone	ND	ND	0.045 / 0.135
Geraniol	0.1	0.01	0.033 / 0.1
Geranyl Acetate	ND	ND	0.031 / 0.095
Cedrene	0.334	0.0334	0.034 / 0.102
Caryophyllene	5.725	0.5725	0.036 / 0.108
Humulene	1.409	0.1409	0.025 / 0.076
Valencene	0.049	0.0049	0.015 / 0.046
Nerolidol	0.246	0.0246	0.07 / 0.212
Caryophyllene Oxide	0.190	0.0190	0.055 / 0.167
Guaiol	ND	ND	0.044 / 0.132
Cedrol	ND	ND	0.057 / 0.173
Bisabolol	0.370	0.0370	0.034 / 0.102

Total Terpene Concentration: 64.263 6.4263

Sample Certification

California Code of Regulations Title 16 Effect Date January 16, 2019
Authority: Section 26013, Business and Professions Code.
Reference: Sections 26100, 26104 and 26110, Business and Professions Code.



Scan to verify at sclabs.com
Sample must be marked as public to be viewable

Anna Brown, LQC Verified By
Date: 11/21/2019

Josh Wurzer, President
Date: 11/21/2019

CoA ID: 191115S008-001 - Page 1 of 3

Sample Name: Lemon Cake
 LIMS Sample ID: 191115S008
 Batch #: M-111319-LEC-0.5g
 Source Metr ID(s): 1A406030000232E000000325
 Sample Type: Concentrate, Product Inhalable
 Batch Count: 1447 Unit(s)
 Sample Count: 36 Unit(s)
 Unit Mass: 0.5 Grams per Unit
 Serving Mass:
 Density:

Date Collected: 11/15/2019
 Date Received: 11/16/2019
 Tested for: ADIRA Distribution, Inc.
 License #: C11-0000739-LIC
 Address: 3440 AIRWAY DR, SUITE c, SANTA ROSA, CA 95403-2065
 Produced by: lob manufacturing inc.
 License #: CDPH-10002733
 Address: 3440 AIRWAY DR STE D, SANTA ROSA, CA 95403-2065

Overall result for batch M-111319-LEC-0.5g: Pass

Pesticide Test Results - Pass

11/17/2019

Pesticide, Fungicide and plant growth regulator analysis utilizing HPLC-Mass Spectrometry and GC-Mass Spectrometry

		Results (µg/g)	Action Limit µg/g	LOD / LOQ µg/g
Abamectin	Pass	ND	0.1	0.030 / 0.091
Acephate	Pass	ND	0.1	0.013 / 0.039
Acequinocyl	Pass	ND	0.1	0.010 / 0.031
Acetamiprid	Pass	ND	0.1	0.013 / 0.038
Azoxystrobin	Pass	ND	0.1	0.015 / 0.047
Bifenazate	Pass	ND	0.1	0.012 / 0.035
Bifenthrin	Pass	ND	3.0	0.013 / 0.038
Boscalid	Pass	ND	0.1	0.008 / 0.023
Captan	Pass	ND	0.7	0.099 / 0.300
Carbaryl	Pass	ND	0.5	0.014 / 0.043
Chlorantraniliprole	Pass	ND	10.0	0.020 / 0.061
Clofentezine	Pass	ND	0.1	0.009 / 0.027
Cyfluthrin	Pass	ND	2.0	0.099 / 0.299
Cypermethrin	Pass	ND	1.0	0.030 / 0.091
Diazinon	Pass	ND	0.1	0.009 / 0.027
Dimethomorph	Pass	ND	2.0	0.018 / 0.055
Etoxazole	Pass	ND	0.1	0.007 / 0.022
Fenhexamid	Pass	ND	0.1	0.015 / 0.045
Fenpyroximate	Pass	ND	0.1	0.012 / 0.036
Fonicamid	Pass	ND	0.1	0.022 / 0.066
Fludioxonil	Pass	ND	0.1	0.020 / 0.061
Hexythiazox	Pass	ND	0.1	0.009 / 0.027
Imidacloprid	Pass	ND	5.0	0.017 / 0.050
Kresoxim-methyl	Pass	ND	0.1	0.010 / 0.029
Malathion	Pass	ND	0.5	0.006 / 0.019
Metalaxyl	Pass	ND	2.0	0.011 / 0.033
Methomyl	Pass	ND	1.0	0.022 / 0.067
Myclobutanil	Pass	ND	0.1	0.015 / 0.044
Naled	Pass	ND	0.1	0.010 / 0.031
Oxamyl	Pass	ND	0.5	0.014 / 0.042
Pentachloronitrobenzene	Pass	ND	0.1	0.020 / 0.061
Permethrin	Pass	ND	0.5	0.027 / 0.082
Phosmet	Pass	ND	0.1	0.010 / 0.030
Piperonylbutoxide	Pass	ND	3.0	0.007 / 0.020
Prallethrin	Pass	ND	0.1	0.011 / 0.032
Propiconazole	Pass	ND	0.1	0.004 / 0.013
Pyrethrins	Pass	ND	0.5	0.012 / 0.036
Pyridaben	Pass	ND	0.1	0.007 / 0.020
Spinetoram	Pass	ND	0.1	0.006 / 0.017
Spinosad	Pass	ND	0.1	0.010 / 0.031
Spiromesifen	Pass	ND	0.1	0.005 / 0.015
Spirotetramat	Pass	ND	0.1	0.014 / 0.042
Tebuconazole	Pass	ND	0.1	0.006 / 0.018
Thiamethoxam	Pass	ND	5.0	0.011 / 0.033
Trifloxystrobin	Pass	ND	0.1	0.007 / 0.020

Pesticide Test Results - Pass

11/17/2019

Pesticide, Fungicide and plant growth regulator analysis utilizing HPLC-Mass Spectrometry and GC-Mass Spectrometry

		Results (µg/g)	Action Limit µg/g	LOD / LOQ µg/g
Aldicarb	Pass	ND	ND	0.030 / 0.091
Carbofuran	Pass	ND	ND	0.029 / 0.089
Chlordane	Pass	ND	ND	0.032 / 0.097
Chlorfenapyr	Pass	ND	ND	0.030 / 0.090
Chlorpyrifos	Pass	ND	ND	0.029 / 0.089
Coumaphos	Pass	ND	ND	0.029 / 0.089
Daminozide	Pass	ND	ND	0.030 / 0.091
DDVP (Dichlorvos)	Pass	ND	ND	0.029 / 0.089
Dimethoate	Pass	ND	ND	0.029 / 0.089
Ethoprop(hos)	Pass	ND	ND	0.029 / 0.089
Etofenprox	Pass	ND	ND	0.029 / 0.089
Fenoxycarb	Pass	ND	ND	0.029 / 0.089
Fipronil	Pass	ND	ND	0.029 / 0.089
Imazalil	Pass	ND	ND	0.029 / 0.089
Methiocarb	Pass	ND	ND	0.029 / 0.089
Methyl parathion	Pass	ND	ND	0.029 / 0.089
Mevinphos	Pass	ND	ND	0.029 / 0.089
Pacllobutrazol	Pass	ND	ND	0.029 / 0.089
Propoxur	Pass	ND	ND	0.029 / 0.089
Spiroxamine	Pass	ND	ND	0.029 / 0.089
Thiacloprid	Pass	ND	ND	0.029 / 0.089

Mycotoxin Test Results - Pass

11/17/2019

Mycotoxin analysis utilizing HPLC-Mass Spectrometry


		Results (µg/kg)	Action Limit µg/kg	LOD / LOQ µg/kg
Aflatoxin B1	Pass	ND	20.0	1.0 / 3.0
Aflatoxin B2	Pass	ND	20.0	2.0 / 6.0
Aflatoxin G1	Pass	ND	20.0	1.0 / 3.0
Aflatoxin G2	Pass	ND	20.0	2.0 / 6.0
Aflatoxin B1, B2, G1, G2	Pass	ND	20.0	
Ochratoxin A	Pass	ND	20.0	6.0 / 18.0


Sample Certification

California Code of Regulations Title 16 Effect Date January 16, 2019
 Authority: Section 26013, Business and Professions Code.
 Reference: Sections 26100, 26104 and 26110, Business and Professions Code.



Scan to verify at sclabs.com
 Sample must be marked as public to be viewable


 Anna Brown, LQC Verified By
 Date: 11/21/2019


 Josh Wurzer, President
 Date: 11/21/2019

Sample Name: Lemon Cake
 LIMS Sample ID: 191115S008
 Batch #: M-111319-LEC-0.5g
 Source Metr ID(s): 1A406030000232E000000325

 Sample Type: Concentrate, Product Inhalable
 Batch Count: 1447 Unit(s)
 Sample Count: 36 Unit(s)
 Unit Mass: 0.5 Grams per Unit
 Serving Mass:
 Density:

Date Collected: 11/15/2019
 Date Received: 11/16/2019
 Tested for: ADIRA Distribution, Inc.

 License #: C11-0000739-LIC
 Address: 3440 AIRWAY DR, SUITE c, SANTA ROSA, CA 95403-2065
 Produced by: lob manufacturing inc.

 License #: CDPH-10002733
 Address: 3440 AIRWAY DR STE D, SANTA ROSA, CA 95403-2065

Overall result for batch M-111319-LEC-0.5g: Pass

Residual Solvent Test Results - Pass
11/17/2019

Residual Solvent analysis utilizing Gas Chromatography - Mass Spectrometry (GC - MS)

	Results (µg/g)	Action Limit µg/g	LOD / LOQ µg/g
1,2-Dichloroethane	Pass ND	1.0	0.111 / 0.336
Benzene	Pass ND	1.0	0.043 / 0.132
Chloroform	Pass ND	1.0	0.064 / 0.195
Ethylene Oxide	Pass <LOQ	1.0	0.136 / 0.413
Methylene chloride	Pass ND	1.0	0.172 / 0.521
Trichloroethylene	Pass ND	1.0	0.040 / 0.120
Acetone	Pass 59.438	5000.0	14.703 / 44.549
Acetonitrile	Pass ND	410.0	2.727 / 8.262
Butane	Pass 577.181	5000.0	5.672 / 17.185
Ethanol	Pass 51.411	5000.0	11.775 / 35.679
Ethyl acetate	Pass ND	5000.0	16.227 / 49.169
Ethyl ether	Pass ND	5000.0	11.608 / 35.172
Heptane	Pass ND	5000.0	12.982 / 39.336
Hexane	Pass ND	290.0	1.816 / 5.502
Isopropyl Alcohol	Pass ND	5000.0	15.358 / 46.536
Methanol	Pass ND	3000.0	15.584 / 47.220
Pentane	Pass ND	5000.0	12.355 / 37.434
Propane	Pass ND	5000.0	1.359 / 4.117
Toluene	Pass ND	890.0	7.174 / 21.736
Total Xylenes	Pass ND	2170.0	34.438 / 104.347

Microbiological Test Results - Pass
11/17/2019

PCR and fluorescence detection of microbiological impurities

	Results	Action Limit
Shiga toxin-producing Escherichia coli	Pass ND	ND
Salmonella spp.	Pass ND	ND
Aspergillus fumigatus	Pass ND	ND
Aspergillus flavus	Pass ND	ND
Aspergillus niger	Pass ND	ND
Aspergillus terreus	Pass ND	ND

Foreign Material Test Results - Pass
11/16/2019

Pass

Water Activity Test Results

Water Activity	Results (Aw)	Action Limit Aw
	NI	

Heavy Metal Test Results - Pass
11/19/2019


Heavy metal analysis utilizing Inductively Coupled Plasma Mass Spectrometry (ICP-MS)

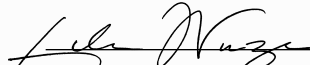
	Results (µg/g)	Action Limit µg/g	LOD / LOQ µg/g
Cadmium	Pass ND	0.2	0.012 / 0.035
Lead	Pass ND	0.5	0.031 / 0.095
Arsenic	Pass ND	0.2	0.013 / 0.039
Mercury	Pass ND	0.1	0.002 / 0.005

Note
Sample Certification

 California Code of Regulations Title 16 Effect Date January 16, 2019
 Authority: Section 26013, Business and Professions Code.
 Reference: Sections 26100, 26104 and 26110, Business and Professions Code.

 Scan to verify at sclabs.com
 Sample must be marked as public to be viewable


 Anna Brown, LQC Verified By
 Date: 11/21/2019


 Josh Wurzer, President
 Date: 11/21/2019