

Sample Name: Chernobyl 0.5g (California Sauce)  
 LIMS Sample ID: 200320S004  
 Batch #: CS-03192020-CHN-0.5g  
 Source METRC UID: 1A406030000232E000000569

Sample Type: Concentrate, Product Inhalable  
 Batch Count: 1754 Unit(s)  
 Sample Count: 36 Unit(s)  
 Unit Mass: 0.5 Grams per Unit  
 Serving Mass:  
 Density:

Date Collected: 03/20/2020  
 Date Received: 03/21/2020  
 Tested for: ADIRA Distribution, Inc.  
 License #: C11-0000739-LIC  
 Address: 3440 AIRWAY DR, SUITE c, SANTA ROSA, CA 95403-2065  
 Produced by: lob manufacturing inc.  
 License #: CDPH-10002733  
 Address: 3440 AIRWAY DR STE D, SANTA ROSA, CA 95403-2065

**Overall result for batch CS-03192020-CHN-0.5g: Pass**

### Moisture Test Results

Moisture **Results (%)**  
 NI

### Cannabinoid Test Results

03/21/2020

Cannabinoid analysis utilizing High Performance Liquid Chromatography (HPLC, QSP 5-4-4-4)

	mg/g	%	LOD / LOQ mg/g
Δ9THC	555.988	55.5988	0.052 / 0.158
Δ8THC	12.430	1.2430	0.053 / 0.162
THCa	156.679	15.6679	0.052 / 0.156
THCV	2.874	0.2874	0.023 / 0.069
THCVa	ND	ND	0.091 / 0.276
CBD	0.843	0.0843	0.052 / 0.158
CBDa	1.506	0.1506	0.052 / 0.156
CBDV	ND	ND	0.021 / 0.063
CBDVa	ND	ND	0.037 / 0.111
CBG	9.712	0.9712	0.03 / 0.092
CBGa	16.852	1.6852	0.044 / 0.133
CBL	ND	ND	0.13 / 0.393
CBN	3.290	0.3290	0.052 / 0.157
CBC	7.654	0.7654	0.031 / 0.094
CBCa	7.667	0.7667	0.129 / 0.392

Sum of Cannabinoids:	775.495	77.5495	387.748 mg/Unit
Total THC (Δ9THC+0.877*THCa)	693.395	69.3395	346.698 mg/Unit
Total CBD (CBD+0.877*CBDa)	2.164	0.2164	1.082 mg/Unit

	Action Limit mg		
Δ9THC per Unit	1000.0	Pass	277.994 mg/Unit
Δ9THC per Serving			

### Batch Photo



### Terpene Test Results

03/23/2020

Terpene analysis utilizing Gas Chromatography - Flame Ionization Detection (GC - FID)

	mg/g	%	LOD / LOQ mg/g
<input checked="" type="checkbox"/> Pinene	1.764	0.1764	0.044 / 0.135
Camphene	<LOQ	<LOQ	0.053 / 0.16
Sabinene	0.175	0.0175	0.054 / 0.165
<input checked="" type="checkbox"/> Pinene	1.395	0.1395	0.054 / 0.162
Myrcene	15.890	1.5890	0.054 / 0.164
<input checked="" type="checkbox"/> Phellandrene	0.593	0.0593	0.073 / 0.222
3 Carene	0.552	0.0552	0.057 / 0.174
<input checked="" type="checkbox"/> Terpinene	0.55	0.055	0.06 / 0.18
Limonene	5.043	0.5043	0.026 / 0.078
Eucalyptol	0.170	0.0170	0.042 / 0.126
Ocimene	1.415	0.1415	0.056 / 0.171
<input checked="" type="checkbox"/> Terpinene	0.478	0.0478	0.06 / 0.181
Sabinene Hydrate	0.163	0.0163	0.036 / 0.108
Fenchone	ND	ND	0.061 / 0.184
Terpinolene	27.187	2.7187	0.045 / 0.135
Linalool	1.428	0.1428	0.038 / 0.116
Fenchol	0.333	0.0333	0.045 / 0.138
(-)-Isopulegol	ND	ND	0.026 / 0.08
Camphor	ND	ND	0.108 / 0.327
Isoborneol	ND	ND	0.066 / 0.201
Borneol	ND	ND	0.097 / 0.293
Menthol	ND	ND	0.044 / 0.135
Terpineol	1.091	0.1091	0.045 / 0.136
Nerol	ND	ND	0.045 / 0.137
R-(+)-Pulegone	ND	ND	0.045 / 0.135
Geraniol	<LOQ	<LOQ	0.033 / 0.1
Geranyl Acetate	ND	ND	0.031 / 0.095
<input checked="" type="checkbox"/> Cedrene	ND	ND	0.034 / 0.102
<input checked="" type="checkbox"/> Caryophyllene	7.650	0.7650	0.036 / 0.108
<input checked="" type="checkbox"/> Humulene	1.596	0.1596	0.025 / 0.076
Valencene	0.196	0.0196	0.015 / 0.046
Nerolidol	0.645	0.0645	0.07 / 0.212
Caryophyllene Oxide	0.243	0.0243	0.055 / 0.167
Guaiol	0.759	0.0759	0.044 / 0.132
Cedrol	ND	ND	0.057 / 0.173
<input checked="" type="checkbox"/> Bisabolol	0.105	0.0105	0.034 / 0.102


**Total Terpene Concentration: 69.421 6.9421**


### Sample Certification

California Code of Regulations Title 16 Effect Date January 16, 2019  
 Authority: Section 26013, Business and Professions Code.  
 Reference: Sections 26100, 26104 and 26110, Business and Professions Code.



Scan to verify at sclabs.com  
 Sample must be marked as public to be viewable

  
 Anna Brown, LQC Verified By  
 Date: 03/24/2020

  
 Josh Wurzer, President  
 Date: 03/24/2020

Sample Name: Chernobyl 0.5g (California Sauce)

LIMS Sample ID: 200320S004

Batch #: CS-03192020-CHN-0.5g

Source METRC UID: 1A406030000232E000000569

Sample Type: Concentrate, Product Inhalable

Batch Count: 1754 Unit(s)

Sample Count: 36 Unit(s)

Unit Mass: 0.5 Grams per Unit

Serving Mass:

Density:

Date Collected: 03/20/2020

Date Received: 03/21/2020

Tested for: ADIRA Distribution, Inc.

License #: C11-0000739-LIC

Address: 3440 AIRWAY DR, SUITE c, SANTA ROSA, CA  
95403-2065

Produced by: lob manufacturing inc.

License #: CDPH-10002733

Address: 3440 AIRWAY DR STE D, SANTA ROSA, CA  
95403-2065

**Overall result for batch CS-03192020-CHN-0.5g: Pass**

## Pesticide Test Results - Pass

03/23/2020

Pesticide and plant growth regulator analysis utilizing HPLC-Mass Spectrometry and GC-Mass Spectrometry

	Results (µg/g)	Action Limit µg/g	LOD / LOQ µg/g
Abamectin	Pass ND	0.1	0.030 / 0.091
Acephate	Pass ND	0.1	0.013 / 0.039
Acequinocyl	Pass ND	0.1	0.010 / 0.031
Acetamiprid	Pass ND	0.1	0.013 / 0.038
Azoxystrobin	Pass ND	0.1	0.015 / 0.047
Bifenazate	Pass ND	0.1	0.012 / 0.035
Bifenthrin	Pass ND	3.0	0.013 / 0.038
Boscalid	Pass ND	0.1	0.008 / 0.023
Captan	Pass ND	0.7	0.099 / 0.300
Carbaryl	Pass ND	0.5	0.014 / 0.043
Chlorantraniliprole	Pass ND	10.0	0.020 / 0.061
Clofentezine	Pass ND	0.1	0.009 / 0.027
Cyfluthrin	Pass ND	2.0	0.099 / 0.299
Cypermethrin	Pass ND	1.0	0.030 / 0.091
Diazinon	Pass ND	0.1	0.009 / 0.027
Dimethomorph	Pass ND	2.0	0.018 / 0.055
Etoxazole	Pass ND	0.1	0.007 / 0.022
Fenhexamid	Pass ND	0.1	0.015 / 0.045
Fenpyroximate	Pass ND	0.1	0.012 / 0.036
Fonicamid	Pass ND	0.1	0.022 / 0.066
Fludioxonil	Pass ND	0.1	0.020 / 0.061
Hexythiazox	Pass ND	0.1	0.009 / 0.027
Imidacloprid	Pass ND	5.0	0.017 / 0.050
Kresoxim-methyl	Pass ND	0.1	0.010 / 0.029
Malathion	Pass ND	0.5	0.006 / 0.019
Metalaxyl	Pass ND	2.0	0.011 / 0.033
Methomyl	Pass ND	1.0	0.022 / 0.067
Myclobutanil	Pass ND	0.1	0.015 / 0.044
Naled	Pass ND	0.1	0.010 / 0.031
Oxamyl	Pass ND	0.5	0.014 / 0.042
Pentachloronitrobenzene	Pass ND	0.1	0.020 / 0.061
Permethrin	Pass ND	0.5	0.027 / 0.082
Phosmet	Pass ND	0.1	0.010 / 0.030
Piperonylbutoxide	Pass ND	3.0	0.007 / 0.020
Prallethrin	Pass ND	0.1	0.011 / 0.032
Propiconazole	Pass ND	0.1	0.004 / 0.013
Pyrethrins	Pass ND	0.5	0.012 / 0.036
Pyridaben	Pass ND	0.1	0.007 / 0.020
Spinetoram	Pass ND	0.1	0.006 / 0.017
Spinosad	Pass ND	0.1	0.010 / 0.031
Spiromesifen	Pass ND	0.1	0.005 / 0.015
Spirotetramat	Pass ND	0.1	0.014 / 0.042
Tebuconazole	Pass ND	0.1	0.006 / 0.018
Thiamethoxam	Pass ND	5.0	0.011 / 0.033
Trifloxystrobin	Pass ND	0.1	0.007 / 0.020

## Pesticide Test Results - Pass

03/23/2020

Pesticide and plant growth regulator analysis utilizing HPLC-Mass Spectrometry and GC-Mass Spectrometry

	Results (µg/g)	Action Limit µg/g	LOD / LOQ µg/g
Aldicarb	Pass ND	ND	0.030 / 0.091
Carbofuran	Pass ND	ND	0.029 / 0.089
Chlordane	Pass ND	ND	0.032 / 0.097
Chlorfenapyr	Pass ND	ND	0.030 / 0.090
Chlorpyrifos	Pass ND	ND	0.029 / 0.089
Coumaphos	Pass ND	ND	0.029 / 0.089
Daminozide	Pass ND	ND	0.030 / 0.091
DDVP (Dichlorvos)	Pass ND	ND	0.029 / 0.089
Dimethoate	Pass ND	ND	0.029 / 0.089
Ethoprop(hos)	Pass ND	ND	0.029 / 0.089
Etofenprox	Pass ND	ND	0.029 / 0.089
Fenoxycarb	Pass ND	ND	0.029 / 0.089
Fipronil	Pass ND	ND	0.029 / 0.089
Imazalil	Pass ND	ND	0.029 / 0.089
Methiocarb	Pass ND	ND	0.029 / 0.089
Methyl parathion	Pass ND	ND	0.029 / 0.089
Mevinphos	Pass ND	ND	0.029 / 0.089
Pacllobutrazol	Pass ND	ND	0.029 / 0.089
Propoxur	Pass ND	ND	0.029 / 0.089
Spiroxamine	Pass ND	ND	0.029 / 0.089
Thiacloprid	Pass ND	ND	0.029 / 0.089

## Mycotoxin Test Results - Pass

03/23/2020

Mycotoxin analysis utilizing HPLC-Mass Spectrometry

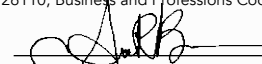
	Results (µg/kg)	Action Limit µg/kg	LOD / LOQ µg/kg
Aflatoxin B1	Pass ND	20.0	1.0 / 3.0
Aflatoxin B2	Pass ND	20.0	2.0 / 6.0
Aflatoxin G1	Pass ND	20.0	1.0 / 3.0
Aflatoxin G2	Pass ND	20.0	2.0 / 6.0
Aflatoxin B1, B2, G1, G2	Pass ND	20.0	
Ochratoxin A	Pass ND	20.0	6.0 / 18.0

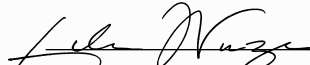
## Sample Certification

California Code of Regulations Title 16 Effect Date January 16, 2019  
Authority: Section 26013, Business and Professions Code.  
Reference: Sections 26100, 26104 and 26110, Business and Professions Code.



Scan to verify at sclabs.com  
Sample must be marked as public to be viewable

  
Anna Brown, LQC Verified By  
Date: 03/24/2020

  
Josh Wurzer, President  
Date: 03/24/2020

Sample Name: Chernobyl 0.5g (California Sauce)

LIMS Sample ID: 200320S004

Batch #: CS-03192020-CHN-0.5g

Source METRC UID: 1A406030000232E000000569

Sample Type: Concentrate, Product Inhalable

Batch Count: 1754 Unit(s)

Sample Count: 36 Unit(s)

Unit Mass: 0.5 Grams per Unit

Serving Mass:

Density:

Date Collected: 03/20/2020

Date Received: 03/21/2020

Tested for: ADIRA Distribution, Inc.

License #: C11-0000739-LIC

 Address: 3440 AIRWAY DR, SUITE c, SANTA ROSA, CA  
 95403-2065

Produced by: lob manufacturing inc.

License #: CDPH-10002733

 Address: 3440 AIRWAY DR STE D, SANTA ROSA, CA  
 95403-2065

**Overall result for batch CS-03192020-CHN-0.5g: Pass**
**Residual Solvent Test Results - Pass**
**03/22/2020**

Residual Solvent analysis utilizing Gas Chromatography - Mass Spectrometry (GC - MS)

	Results (µg/g)	Action Limit µg/g	LOD / LOQ µg/g
1,2-Dichloroethane	Pass ND	1.0	0.111 / 0.336
Benzene	Pass ND	1.0	0.043 / 0.132
Chloroform	Pass ND	1.0	0.064 / 0.195
Ethylene Oxide	Pass <LOQ	1.0	0.136 / 0.413
Methylene chloride	Pass ND	1.0	0.172 / 0.521
Trichloroethylene	Pass ND	1.0	0.040 / 0.120
Acetone	Pass 76.700	5000.0	14.703 / 44.549
Acetonitrile	Pass ND	410.0	2.727 / 8.262
Butane	Pass ND	5000.0	5.672 / 17.185
Ethanol	Pass <LOQ	5000.0	11.775 / 35.679
Ethyl acetate	Pass ND	5000.0	16.227 / 49.169
Ethyl ether	Pass ND	5000.0	11.608 / 35.172
Heptane	Pass ND	5000.0	12.982 / 39.336
Hexane	Pass ND	290.0	1.816 / 5.502
Isopropyl Alcohol	Pass <LOQ	5000.0	15.358 / 46.536
Methanol	Pass ND	3000.0	15.584 / 47.220
Pentane	Pass ND	5000.0	12.355 / 37.434
Propane	Pass ND	5000.0	1.359 / 4.117
Toluene	Pass ND	890.0	7.174 / 21.736
Total Xylenes	Pass ND	2170.0	34.438 / 104.347

**Microbiological Test Results - Pass**
**03/23/2020**

PCR and fluorescence detection of microbiological impurities

	Results	Action Limit
Shiga toxin-producing Escherichia coli	Pass ND	ND
Salmonella spp.	Pass ND	ND
Aspergillus fumigatus	Pass ND	ND
Aspergillus flavus	Pass ND	ND
Aspergillus niger	Pass ND	ND
Aspergillus terreus	Pass ND	ND

**Foreign Material Test Results - Pass**
**03/21/2020**

Pass

**Water Activity Test Results**

Water Activity	Results (Aw)	Action Limit Aw
	NI	

**Heavy Metal Test Results - Pass**
**03/22/2020**


Heavy metal analysis utilizing Inductively Coupled Plasma Mass Spectrometry (ICP-MS)


	Results (µg/g)	Action Limit µg/g	LOD / LOQ µg/g
Cadmium	Pass ND	0.2	0.012 / 0.035
Lead	Pass ND	0.5	0.031 / 0.095
Arsenic	Pass ND	0.2	0.013 / 0.039
Mercury	Pass ND	0.1	0.002 / 0.005

**Note**
**Sample Certification**

 California Code of Regulations Title 16 Effect Date January 16, 2019  
 Authority: Section 26013, Business and Professions Code.  
 Reference: Sections 26100, 26104 and 26110, Business and Professions Code.

 Scan to verify at sclabs.com  
 Sample must be marked as public to be viewable

  
 Anna Brown, LQC Verified By  
 Date: 03/24/2020

  
 Josh Wurzer, President  
 Date: 03/24/2020