

Sample Name: Gelato #33 (California Sauce)
LIMS Sample ID: 200320S005
Batch #: CS-03192020-G33-0.5g
Source METRC UID: 1A406030000232E000000571

Sample Type: Concentrate, Product Inhalable
Batch Count: 1493 Unit(s)
Sample Count: 36 Unit(s)
Unit Mass: 0.5 Grams per Unit
Serving Mass:
Density:

Date Collected: 03/20/2020
Date Received: 03/21/2020
Tested for: ADIRA Distribution, Inc.
License #: C11-0000739-LIC
Address: 3440 AIRWAY DR, SUITE c, SANTA ROSA, CA 95403-2065
Produced by: lob manufacturing inc.
License #: CDPH-10002733
Address: 3440 AIRWAY DR STE D, SANTA ROSA, CA 95403-2065

Overall result for batch CS-03192020-G33-0.5g: Pass

Moisture Test Results

Moisture **Results (%)**
NI

Cannabinoid Test Results

03/21/2020

Cannabinoid analysis utilizing High Performance Liquid Chromatography (HPLC, QSP 5-4-4-4)

	mg/g	%	LOD / LOQ mg/g
Δ9THC	695.534	69.5534	0.052 / 0.158
Δ8THC	12.156	1.2156	0.053 / 0.162
THCa	35.886	3.5886	0.052 / 0.156
THCV	2.301	0.2301	0.023 / 0.069
THCVa	ND	ND	0.091 / 0.276
CBD	1.478	0.1478	0.052 / 0.158
CBDa	0.676	0.0676	0.052 / 0.156
CBDV	ND	ND	0.021 / 0.063
CBDVa	ND	ND	0.037 / 0.111
CBG	11.609	1.1609	0.03 / 0.092
CBGa	7.951	0.7951	0.044 / 0.133
CBL	ND	ND	0.13 / 0.393
CBN	3.359	0.3359	0.052 / 0.157
CBC	13.560	1.3560	0.031 / 0.094
CBCa	6.411	0.6411	0.129 / 0.392

Sum of Cannabinoids: 790.921 79.0921 395.460 mg/Unit
Total THC (Δ9THC+0.877*THCa) 727.006 72.7006 363.503 mg/Unit
Total CBD (CBD+0.877*CBDa) 2.071 0.2071 1.036 mg/Unit

Δ9THC per Unit Action Limit mg 1000.0 Pass **347.767 mg/Unit**
Δ9THC per Serving

Batch Photo



Terpene Test Results

03/23/2020

Terpene analysis utilizing Gas Chromatography - Flame Ionization Detection (GC - FID)

	mg/g	%	LOD / LOQ mg/g
Pinene	2.229	0.2229	0.044 / 0.135
Camphene	0.35	0.035	0.053 / 0.16
Sabinene	ND	ND	0.054 / 0.165
Pinene	1.727	0.1727	0.054 / 0.162
Myrcene	3.619	0.3619	0.054 / 0.164
Phellandrene	ND	ND	0.073 / 0.222
3 Carene	ND	ND	0.057 / 0.174
Terpinene	ND	ND	0.06 / 0.18
Limonene	17.051	1.7051	0.026 / 0.078
Eucalyptol	<LOQ	<LOQ	0.042 / 0.126
Ocimene	0.680	0.0680	0.056 / 0.171
Terpinene	ND	ND	0.06 / 0.181
Sabinene Hydrate	<LOQ	<LOQ	0.036 / 0.108
Fenchone	0.202	0.0202	0.061 / 0.184
Terpinolene	0.207	0.0207	0.045 / 0.135
Linalool	3.691	0.3691	0.038 / 0.116
Fenchol	1.578	0.1578	0.045 / 0.138
(-)-Isopulegol	ND	ND	0.026 / 0.08
Camphor	ND	ND	0.108 / 0.327
Isoborneol	ND	ND	0.066 / 0.201
Borneol	<LOQ	<LOQ	0.097 / 0.293
Menthol	ND	ND	0.044 / 0.135
Terpineol	1.542	0.1542	0.045 / 0.136
Nerol	ND	ND	0.045 / 0.137
R-(+)-Pulegone	ND	ND	0.045 / 0.135
Geraniol	0.1	0.01	0.033 / 0.1
Geranyl Acetate	ND	ND	0.031 / 0.095
Cedrene	ND	ND	0.034 / 0.102
Caryophyllene	17.441	1.7441	0.036 / 0.108
Humulene	3.768	0.3768	0.025 / 0.076
Valencene	0.092	0.0092	0.015 / 0.046
Nerolidol	0.377	0.0377	0.07 / 0.212
Caryophyllene Oxide	0.202	0.0202	0.055 / 0.167
Guaiol	ND	ND	0.044 / 0.132
Cedrol	ND	ND	0.057 / 0.173
Bisabolol	<LOQ	<LOQ	0.034 / 0.102

Total Terpene Concentration: 54.856 5.4856

Sample Certification

California Code of Regulations Title 16 Effect Date January 16, 2019
Authority: Section 26013, Business and Professions Code.
Reference: Sections 26100, 26104 and 26110, Business and Professions Code.



Scan to verify at sclabs.com
Sample must be marked as public to be viewable

Anna Brown, LQC Verified By
Date: 03/24/2020

Josh Wurzer, President
Date: 03/24/2020

CoA ID: 200320S005-001 - Page 1 of 3

Sample Name: Gelato #33 (California Sauce)

LIMS Sample ID: 200320S005

Batch #: CS-03192020-G33-0.5g

Source METRC UID: 1A406030000232E000000571

Sample Type: Concentrate, Product Inhalable

Batch Count: 1493 Unit(s)

Sample Count: 36 Unit(s)

Unit Mass: 0.5 Grams per Unit

Serving Mass:

Density:

Date Collected: 03/20/2020

Date Received: 03/21/2020

Tested for: ADIRA Distribution, Inc.

License #: C11-0000739-LIC

Address: 3440 AIRWAY DR, SUITE c, SANTA ROSA, CA
95403-2065

Produced by: lob manufacturing inc.

License #: CDPH-10002733

Address: 3440 AIRWAY DR STE D, SANTA ROSA, CA
95403-2065

Overall result for batch CS-03192020-G33-0.5g: Pass

Pesticide Test Results - Pass

03/23/2020

Pesticide and plant growth regulator analysis utilizing HPLC-Mass Spectrometry and GC-Mass Spectrometry

		Results (µg/g)	Action Limit µg/g	LOD / LOQ µg/g
Abamectin	Pass	ND	0.1	0.030 / 0.091
Acephate	Pass	ND	0.1	0.013 / 0.039
Acequinocyl	Pass	ND	0.1	0.010 / 0.031
Acetamiprid	Pass	ND	0.1	0.013 / 0.038
Azoxystrobin	Pass	ND	0.1	0.015 / 0.047
Bifenazate	Pass	ND	0.1	0.012 / 0.035
Bifenthrin	Pass	ND	3.0	0.013 / 0.038
Boscalid	Pass	ND	0.1	0.008 / 0.023
Captan	Pass	ND	0.7	0.099 / 0.300
Carbaryl	Pass	ND	0.5	0.014 / 0.043
Chlorantraniliprole	Pass	ND	10.0	0.020 / 0.061
Clofentezine	Pass	ND	0.1	0.009 / 0.027
Cyfluthrin	Pass	ND	2.0	0.099 / 0.299
Cypermethrin	Pass	ND	1.0	0.030 / 0.091
Diazinon	Pass	ND	0.1	0.009 / 0.027
Dimethomorph	Pass	ND	2.0	0.018 / 0.055
Etoxazole	Pass	ND	0.1	0.007 / 0.022
Fenhexamid	Pass	ND	0.1	0.015 / 0.045
Fenpyroximate	Pass	ND	0.1	0.012 / 0.036
Fonicamid	Pass	ND	0.1	0.022 / 0.066
Fludioxonil	Pass	ND	0.1	0.020 / 0.061
Hexythiazox	Pass	ND	0.1	0.009 / 0.027
Imidacloprid	Pass	ND	5.0	0.017 / 0.050
Kresoxim-methyl	Pass	ND	0.1	0.010 / 0.029
Malathion	Pass	ND	0.5	0.006 / 0.019
Metalaxyl	Pass	ND	2.0	0.011 / 0.033
Methomyl	Pass	ND	1.0	0.022 / 0.067
Myclobutanil	Pass	ND	0.1	0.015 / 0.044
Naled	Pass	ND	0.1	0.010 / 0.031
Oxamyl	Pass	ND	0.5	0.014 / 0.042
Pentachloronitrobenzene	Pass	ND	0.1	0.020 / 0.061
Permethrin	Pass	ND	0.5	0.027 / 0.082
Phosmet	Pass	ND	0.1	0.010 / 0.030
Piperonylbutoxide	Pass	ND	3.0	0.007 / 0.020
Prallethrin	Pass	ND	0.1	0.011 / 0.032
Propiconazole	Pass	ND	0.1	0.004 / 0.013
Pyrethrins	Pass	ND	0.5	0.012 / 0.036
Pyridaben	Pass	ND	0.1	0.007 / 0.020
Spinetoram	Pass	ND	0.1	0.006 / 0.017
Spinosad	Pass	ND	0.1	0.010 / 0.031
Spiromesifen	Pass	ND	0.1	0.005 / 0.015
Spirotetramat	Pass	ND	0.1	0.014 / 0.042
Tebuconazole	Pass	ND	0.1	0.006 / 0.018
Thiamethoxam	Pass	ND	5.0	0.011 / 0.033
Trifloxystrobin	Pass	ND	0.1	0.007 / 0.020

Pesticide Test Results - Pass

03/23/2020

Pesticide and plant growth regulator analysis utilizing HPLC-Mass Spectrometry and GC-Mass Spectrometry

		Results (µg/g)	Action Limit µg/g	LOD / LOQ µg/g
Aldicarb	Pass	ND	ND	0.030 / 0.091
Carbofuran	Pass	ND	ND	0.029 / 0.089
Chlordane	Pass	ND	ND	0.032 / 0.097
Chlorfenapyr	Pass	ND	ND	0.030 / 0.090
Chlorpyrifos	Pass	ND	ND	0.029 / 0.089
Coumaphos	Pass	ND	ND	0.029 / 0.089
Daminozide	Pass	ND	ND	0.030 / 0.091
DDVP (Dichlorvos)	Pass	ND	ND	0.029 / 0.089
Dimethoate	Pass	ND	ND	0.029 / 0.089
Ethoprop(hos)	Pass	ND	ND	0.029 / 0.089
Etofenprox	Pass	ND	ND	0.029 / 0.089
Fenoxycarb	Pass	ND	ND	0.029 / 0.089
Fipronil	Pass	ND	ND	0.029 / 0.089
Imazalil	Pass	ND	ND	0.029 / 0.089
Methiocarb	Pass	ND	ND	0.029 / 0.089
Methyl parathion	Pass	ND	ND	0.029 / 0.089
Mevinphos	Pass	ND	ND	0.029 / 0.089
Pacllobutrazol	Pass	ND	ND	0.029 / 0.089
Propoxur	Pass	ND	ND	0.029 / 0.089
Spiroxamine	Pass	ND	ND	0.029 / 0.089
Thiacloprid	Pass	ND	ND	0.029 / 0.089

Mycotoxin Test Results - Pass

03/23/2020

Mycotoxin analysis utilizing HPLC-Mass Spectrometry


		Results (µg/kg)	Action Limit µg/kg	LOD / LOQ µg/kg
Aflatoxin B1	Pass	ND	20.0	1.0 / 3.0
Aflatoxin B2	Pass	ND	20.0	2.0 / 6.0
Aflatoxin G1	Pass	ND	20.0	1.0 / 3.0
Aflatoxin G2	Pass	ND	20.0	2.0 / 6.0
Aflatoxin B1, B2, G1, G2	Pass	ND	20.0	
Ochratoxin A	Pass	ND	20.0	6.0 / 18.0


Sample Certification

California Code of Regulations Title 16 Effect Date January 16, 2019
Authority: Section 26013, Business and Professions Code.
Reference: Sections 26100, 26104 and 26110, Business and Professions Code.



Scan to verify at sclabs.com
Sample must be marked as public to be viewable


Anna Brown, LQC Verified By
Date: 03/24/2020


Josh Wurzer, President
Date: 03/24/2020

Sample Name: Gelato #33 (California Sauce)
 LIMS Sample ID: 200320S005
 Batch #: CS-03192020-G33-0.5g
 Source METRC UID: 1A406030000232E000000571

Sample Type: Concentrate, Product Inhalable
 Batch Count: 1493 Unit(s)
 Sample Count: 36 Unit(s)
 Unit Mass: 0.5 Grams per Unit
 Serving Mass:
 Density:

Date Collected: 03/20/2020
 Date Received: 03/21/2020
 Tested for: ADIRA Distribution, Inc.
 License #: C11-0000739-LIC
 Address: 3440 AIRWAY DR, SUITE c, SANTA ROSA, CA 95403-2065
 Produced by: lob manufacturing inc.
 License #: CDPH-10002733
 Address: 3440 AIRWAY DR STE D, SANTA ROSA, CA 95403-2065

Overall result for batch CS-03192020-G33-0.5g: Pass

Residual Solvent Test Results - Pass
03/22/2020

Residual Solvent analysis utilizing Gas Chromatography - Mass Spectrometry (GC - MS)

	Results (µg/g)	Action Limit µg/g	LOD / LOQ µg/g
1,2-Dichloroethane	Pass ND	1.0	0.111 / 0.336
Benzene	Pass ND	1.0	0.043 / 0.132
Chloroform	Pass ND	1.0	0.064 / 0.195
Ethylene Oxide	Pass ND	1.0	0.136 / 0.413
Methylene chloride	Pass ND	1.0	0.172 / 0.521
Trichloroethylene	Pass ND	1.0	0.040 / 0.120
Acetone	Pass <LOQ	5000.0	14.703 / 44.549
Acetonitrile	Pass ND	410.0	2.727 / 8.262
Butane	Pass 132.781	5000.0	5.672 / 17.185
Ethanol	Pass <LOQ	5000.0	11.775 / 35.679
Ethyl acetate	Pass ND	5000.0	16.227 / 49.169
Ethyl ether	Pass ND	5000.0	11.608 / 35.172
Heptane	Pass ND	5000.0	12.982 / 39.336
Hexane	Pass ND	290.0	1.816 / 5.502
Isopropyl Alcohol	Pass <LOQ	5000.0	15.358 / 46.536
Methanol	Pass ND	3000.0	15.584 / 47.220
Pentane	Pass ND	5000.0	12.355 / 37.434
Propane	Pass ND	5000.0	1.359 / 4.117
Toluene	Pass ND	890.0	7.174 / 21.736
Total Xylenes	Pass ND	2170.0	34.438 / 104.347

Microbiological Test Results - Pass
03/23/2020

PCR and fluorescence detection of microbiological impurities

	Results	Action Limit
Shiga toxin-producing Escherichia coli	Pass ND	ND
Salmonella spp.	Pass ND	ND
Aspergillus fumigatus	Pass ND	ND
Aspergillus flavus	Pass ND	ND
Aspergillus niger	Pass ND	ND
Aspergillus terreus	Pass ND	ND

Foreign Material Test Results - Pass
03/21/2020

Pass

Water Activity Test Results

Water Activity	Results (Aw)	Action Limit Aw
	NT	

Heavy Metal Test Results - Pass
03/22/2020

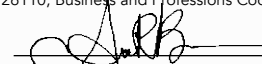
Heavy metal analysis utilizing Inductively Coupled Plasma Mass Spectrometry (ICP-MS)

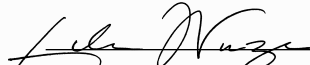
	Results (µg/g)	Action Limit µg/g	LOD / LOQ µg/g
Cadmium	Pass ND	0.2	0.012 / 0.035
Lead	Pass <LOQ	0.5	0.031 / 0.095
Arsenic	Pass ND	0.2	0.013 / 0.039
Mercury	Pass ND	0.1	0.002 / 0.005

Note
Sample Certification

 California Code of Regulations Title 16 Effect Date January 16, 2019
 Authority: Section 26013, Business and Professions Code.
 Reference: Sections 26100, 26104 and 26110, Business and Professions Code.

 Scan to verify at sclabs.com
 Sample must be marked as public to be viewable


 Anna Brown, LQC Verified By
 Date: 03/24/2020


 Josh Wurzer, President
 Date: 03/24/2020