

Sample Name: Gelato  
 LIMS Sample ID: 190830T008  
 Batch #: THL-082719-FLOWER-GEL  
 Sample Metric ID:  
 Sample Type: Flower, Inhalable  
 Batch Weight: 6803.89 Gram(s)  
 Sample Weight: 24.8 Gram(s)  
 Unit Mass:  
 Serving Mass:  
 Density:

Date Collected: 08/30/2019  
 Date Received: 08/31/2019  
 Tested for: ADIRA Distribution, Inc.  
 License #: C11-0000739-LIC  
 Address: 3440 AIRWAY DR, SUITE c, SANTA ROSA, CA 95403-2065  
 Produced by: The Humboldt Leaf  
 License #: CAL18-0002902  
 Address: APN: 211-362-016 Unincorporated, Humboldt County, CA

**Overall result for batch THL-082719-FLOWER-GEL: Pass**

### Moisture Test Results

08/31/2019

	Results (%)
Moisture	11.8

### Cannabinoid Test Results

09/01/2019

Cannabinoid analysis utilizing High Performance Liquid Chromatography (HPLC, QSP 5-4-4-4)  
 Calculated using Dry-Weight

	mg/g	%	LOD / LOQ mg/g
Δ9THC	9.384	0.9384	0.052 / 0.158
THCa	208.373	20.8373	0.052 / 0.156
CBD	ND	ND	0.059 / 0.180
CBDa	0.401	0.0401	0.052 / 0.156
CBN	ND	ND	0.052 / 0.157
CBDV	ND	ND	0.027 / 0.080
CBDVa	ND	ND	0.030 / 0.090
CBG	0.664	0.0664	0.048 / 0.144
CBGa	13.331	1.3331	0.034 / 0.102
THCV	ND	ND	0.045 / 0.137
Δ8THC	ND	ND	0.074 / 0.224
CBC	0.255	0.0255	0.048 / 0.146
THCVa	1.102	0.1102	0.088 / 0.267
CBL	ND	ND	0.114 / 0.346
CBCa	6.678	0.6678	0.233 / 0.705

**Sum of Cannabinoids: 240.188 24.0188**

Total THC (Δ9THC+0.877\*THCa) 192.127 19.2127  
 Total CBD (CBD+0.877\*CBDa) 0.352 0.0352

Action Limit mg

Δ9THC per Unit  
 Δ9THC per Serving

### Batch Photo



### Water Activity Test Results - Pass

08/31/2019

	Results (Aw)	Action Limit Aw
Water Activity Pass	0.4507	0.65

### Terpene Test Results

09/04/2019

Terpene analysis utilizing Gas Chromatography - Flame Ionization Detection (GC - FID)

	mg/g	%	LOD / LOQ mg/g
Pinene	0.437	0.0437	0.028 / 0.084
Camphene	0.116	0.0116	0.038 / 0.116
Sabinene	ND	ND	0.024 / 0.073
Pinene	0.598	0.0598	0.016 / 0.048
Myrcene	2.765	0.2765	0.03 / 0.092
Phellandrene	ND	ND	0.048 / 0.144
3 Carene	ND	ND	0.028 / 0.085
Terpinene	ND	ND	0.051 / 0.155
Limonene	4.42	0.442	0.04 / 0.12
Eucalyptol	ND	ND	0.051 / 0.155
Ocimene	0.40	0.040	0.053 / 0.16
Terpinene	ND	ND	0.038 / 0.114
Sabinene Hydrate	ND	ND	0.046 / 0.138
Fenchone	<LOQ	<LOQ	0.06 / 0.181
Terpinolene	ND	ND	0.042 / 0.128
Linalool	1.12	0.112	0.043 / 0.13
Fenchol	0.391	0.0391	0.051 / 0.153
(-)-Isopulegol	ND	ND	0.026 / 0.08
Camphor	ND	ND	0.08 / 0.242
Isoborneol	ND	ND	0.028 / 0.085
Borneol	<LOQ	<LOQ	0.063 / 0.19
Menthol	ND	ND	0.043 / 0.129
Terpineol	0.402	0.0402	0.029 / 0.087
Nerol	ND	ND	0.042 / 0.128
R-(+)-Pulegone	ND	ND	0.016 / 0.047
Geraniol	ND	ND	0.037 / 0.112
Geranyl Acetate	ND	ND	0.025 / 0.076
Cedrene	0.038	0.0038	0.012 / 0.035
Caryophyllene	4.482	0.4482	0.029 / 0.087
Humulene	0.973	0.0973	0.017 / 0.051
Valencene	<LOQ	<LOQ	0.018 / 0.055
Nerolidol	<LOQ	<LOQ	0.05 / 0.15
Caryophyllene Oxide	0.072	0.0072	0.011 / 0.034
Guaiol	ND	ND	0.035 / 0.106
Cedrol	ND	ND	0.022 / 0.066
Bisabolol	0.504	0.0504	0.057 / 0.172

**Total Terpene Concentration: 16.718 1.6718**

### Sample Certification

California Code of Regulations Title 16 Effect Date January 16, 2019  
 Authority: Section 26013, Business and Professions Code.  
 Reference: Sections 26100, 26104 and 26110, Business and Professions Code.



Scan to verify at sclabs.com  
 Sample must be marked as public to be viewable

BV  
 Bryce Vale, LQC Verified By  
 Date: 09/04/2019

*Josh Wurzer*  
 Josh Wurzer, President  
 Date: 09/04/2019

Sample Name: Gelato  
 LIMS Sample ID: 190830T008  
 Batch #: THL-082719-FLOWER-GEL  
 Sample Metric ID:  
 Sample Type: Flower, Inhalable  
 Batch Weight: 6803.89 Gram(s)  
 Sample Weight: 24.8 Gram(s)  
 Unit Mass:  
 Serving Mass:  
 Density:

Date Collected: 08/30/2019  
 Date Received: 08/31/2019  
 Tested for: ADIRA Distribution, Inc.  
 License #: C11-0000739-LIC  
 Address: 3440 AIRWAY DR, SUITE c, SANTA ROSA, CA 95403-2065  
 Produced by: The Humboldt Leaf  
 License #: CAL18-0002902  
 Address: APN: 211-362-016 Unincorporated, Humboldt County, CA

**Overall result for batch THL-082719-FLOWER-GEL: Pass**

### Pesticide Test Results - Pass

09/01/2019

Pesticide, Fungicide and plant growth regulator analysis utilizing HPLC-Mass Spectrometry and GC-Mass Spectrometry

		Results (µg/g)	Action Limit µg/g	LOD / LOQ µg/g
Abamectin	Pass	ND	0.1	0.030 / 0.091
Acephate	Pass	ND	0.1	0.013 / 0.039
Acequinocyl	Pass	ND	0.1	0.010 / 0.031
Acetamiprid	Pass	ND	0.1	0.013 / 0.038
Azoxystrobin	Pass	ND	0.1	0.015 / 0.047
Bifenazate	Pass	ND	0.1	0.012 / 0.035
Bifenthrin	Pass	ND	3.0	0.013 / 0.038
Boscalid	Pass	ND	0.1	0.008 / 0.023
Captan	Pass	ND	0.7	0.099 / 0.300
Carbaryl	Pass	ND	0.5	0.014 / 0.043
Chlorantraniliprole	Pass	ND	10.0	0.020 / 0.061
Clofentezine	Pass	ND	0.1	0.009 / 0.027
Cyfluthrin	Pass	ND	2.0	0.099 / 0.299
Cypermethrin	Pass	ND	1.0	0.030 / 0.091
Diazinon	Pass	ND	0.1	0.009 / 0.027
Dimethomorph	Pass	ND	2.0	0.018 / 0.055
Etoxazole	Pass	ND	0.1	0.007 / 0.022
Fenhexamid	Pass	ND	0.1	0.015 / 0.045
Fenpyroximate	Pass	ND	0.1	0.012 / 0.036
Fonicamid	Pass	ND	0.1	0.022 / 0.066
Fludioxonil	Pass	ND	0.1	0.020 / 0.061
Hexythiazox	Pass	ND	0.1	0.009 / 0.027
Imidacloprid	Pass	ND	5.0	0.017 / 0.050
Kresoxim-methyl	Pass	ND	0.1	0.010 / 0.029
Malathion	Pass	ND	0.5	0.006 / 0.019
Metalaxyl	Pass	ND	2.0	0.011 / 0.033
Methomyl	Pass	ND	1.0	0.022 / 0.067
Myclobutanil	Pass	ND	0.1	0.015 / 0.044
Naled	Pass	ND	0.1	0.010 / 0.031
Oxamyl	Pass	ND	0.5	0.014 / 0.042
Pentachloronitrobenzene	Pass	ND	0.1	0.020 / 0.061
Permethrin	Pass	ND	0.5	0.027 / 0.082
Phosmet	Pass	ND	0.1	0.010 / 0.030
Piperonylbutoxide	Pass	ND	3.0	0.007 / 0.020
Prallethrin	Pass	ND	0.1	0.011 / 0.032
Propiconazole	Pass	ND	0.1	0.004 / 0.013
Pyrethrins	Pass	ND	0.5	0.012 / 0.036
Pyridaben	Pass	ND	0.1	0.007 / 0.020
Spinetoram	Pass	ND	0.1	0.006 / 0.017
Spinosad	Pass	ND	0.1	0.010 / 0.031
Spiromesifen	Pass	ND	0.1	0.005 / 0.015
Spirotetramat	Pass	ND	0.1	0.014 / 0.042
Tebuconazole	Pass	ND	0.1	0.006 / 0.018
Thiamethoxam	Pass	ND	5.0	0.011 / 0.033
Trifloxystrobin	Pass	ND	0.1	0.007 / 0.020

### Mycotoxin Test Results - Pass

09/01/2019

Mycotoxin analysis utilizing HPLC-Mass Spectrometry

		Results (µg/kg)	Action Limit µg/kg	LOD / LOQ µg/kg
Aflatoxin B1	Pass	ND	20.0	1.0 / 3.0
Aflatoxin B2	Pass	ND	20.0	2.0 / 6.0
Aflatoxin G1	Pass	ND	20.0	1.0 / 3.0
Aflatoxin G2	Pass	ND	20.0	2.0 / 6.0
Aflatoxin B1, B2, G1, G2	Pass	ND	20.0	
Ochratoxin A	Pass	ND	20.0	6.0 / 18.0

### Pesticide Test Results - Pass

09/01/2019

Pesticide, Fungicide and plant growth regulator analysis utilizing HPLC-Mass Spectrometry and GC-Mass Spectrometry

		Results (µg/g)	Action Limit µg/g	LOD / LOQ µg/g
Aldicarb	Pass	ND	ND	0.030 / 0.091
Carbofuran	Pass	ND	ND	0.029 / 0.089
Chlordane	Pass	ND	ND	0.032 / 0.097
Chlorfenapyr	Pass	ND	ND	0.030 / 0.090
Chlorpyrifos	Pass	ND	ND	0.029 / 0.089
Coumaphos	Pass	ND	ND	0.029 / 0.089
Daminozide	Pass	ND	ND	0.030 / 0.091
DDVP (Dichlorvos)	Pass	ND	ND	0.029 / 0.089
Dimethoate	Pass	ND	ND	0.029 / 0.089
Ethoprop(hos)	Pass	ND	ND	0.029 / 0.089
Etofenprox	Pass	ND	ND	0.029 / 0.089
Fenoxycarb	Pass	ND	ND	0.029 / 0.089
Fipronil	Pass	ND	ND	0.029 / 0.089
Imazalil	Pass	ND	ND	0.029 / 0.089
Methiocarb	Pass	ND	ND	0.029 / 0.089
Methyl parathion	Pass	ND	ND	0.029 / 0.089
Mevinphos	Pass	ND	ND	0.029 / 0.089
Pacllobutrazol	Pass	ND	ND	0.029 / 0.089
Propoxur	Pass	ND	ND	0.029 / 0.089
Spiroxamine	Pass	ND	ND	0.029 / 0.089
Thiacloprid	Pass	ND	ND	0.029 / 0.089

### Heavy Metal Test Results - Pass

09/01/2019

Heavy metal analysis utilizing Inductively Coupled Plasma Mass Spectrometry (ICP-MS)


		Results (µg/g)	Action Limit µg/g	LOD / LOQ µg/g
Cadmium	Pass	<LOQ	0.2	0.012 / 0.035
Lead	Pass	ND	0.5	0.031 / 0.095
Arsenic	Pass	<LOQ	0.2	0.013 / 0.039
Mercury	Pass	<LOQ	0.1	0.002 / 0.005

### Sample Certification

California Code of Regulations Title 16 Effect Date January 16, 2019  
 Authority: Section 26013, Business and Professions Code.  
 Reference: Sections 26100, 26104 and 26110, Business and Professions Code.



Scan to verify at sclabs.com  
 Sample must be marked as public to be viewable

*BV*  
 Bryce Vale, LQC Verified By  
 Date: 09/04/2019  
  
 Josh Wurzer, President  
 Date: 09/04/2019

Sample Name: Gelato  
 LIMS Sample ID: 190830T008  
 Batch #: THL-082719-FLOWER-GEL  
 Sample Metric ID:  
 Sample Type: Flower, Inhalable  
 Batch Weight: 6803.89 Gram(s)  
 Sample Weight: 24.8 Gram(s)  
 Unit Mass:  
 Serving Mass:  
 Density:

Date Collected: 08/30/2019  
 Date Received: 08/31/2019  
 Tested for: ADIRA Distribution, Inc.  
 License #: C11-0000739-LIC  
 Address: 3440 AIRWAY DR, SUITE c, SANTA ROSA, CA 95403-2065  
 Produced by: The Humboldt Leaf  
 License #: CAL18-0002902  
 Address: APN: 211-362-016 Unincorporated, Humboldt County, CA

**Overall result for batch THL-082719-FLOWER-GEL: Pass**

### Residual Solvent Test Results

Residual Solvent analysis utilizing Gas Chromatography - Mass Spectrometry (GC - MS)

	Results (µg/g)	Action Limit µg/g	LOD / LOQ µg/g
1,2-Dichloroethane	NT		
Benzene	NT		
Chloroform	NT		
Ethylene Oxide	NT		
Methylene chloride	NT		
Trichloroethylene	NT		
Acetone	NT		
Acetonitrile	NT		
Butane	NT		
Ethanol	NT		
Ethyl acetate	NT		
Ethyl ether	NT		
Heptane	NT		
Hexane	NT		
Isopropyl Alcohol	NT		
Methanol	NT		
Pentane	NT		
Propane	NT		
Toluene	NT		
Total Xylenes	NT		

### Note

### Microbiological Test Results - Pass

09/01/2019

PCR and fluorescence detection of microbiological impurities

	Pass	Results	Action Limit
Shiga toxin-producing Escherichia coli	Pass	ND	ND
Salmonella spp.	Pass	ND	ND
Aspergillus fumigatus	Pass	ND	ND
Aspergillus flavus	Pass	ND	ND
Aspergillus niger	Pass	ND	ND
Aspergillus terreus	Pass	ND	ND

### Foreign Material Test Results - Pass

08/31/2019


Pass

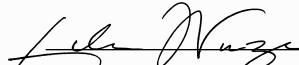
### Sample Certification

California Code of Regulations Title 16 Effect Date January 16, 2019  
 Authority: Section 26013, Business and Professions Code.  
 Reference: Sections 26100, 26104 and 26110, Business and Professions Code.



Scan to verify at sclabs.com  
 Sample must be marked as public to be viewable

  
 Bryce Vale, LQC Verified By  
 Date: 09/04/2019

  
 Josh Wurzer, President  
 Date: 09/04/2019

CoA ID: 190830T008-001 - Page 3 of 3