

Sample Name: Banana OG  
 LIMS Sample ID: 190920V004  
 Batch #: 080819-BNAOG-FLW-2900  
 Sample Metric ID: 1A406030000558D000001594  
 Sample Type: Flower, Inhalable  
 Batch Weight: 9979.2 Gram(s)  
 Sample Weight: 36.2 Gram(s)  
 Unit Mass:  
 Serving Mass:  
 Density:

Date Collected: 09/20/2019  
 Date Received: 09/21/2019  
 Tested for: ADIRA Distribution, Inc.  
 License #: C11-0000739-LIC  
 Address: 3440 AIRWAY DR, SUITE c, SANTA ROSA, CA 95403-2065  
 Produced by: The Humboldt Leaf  
 License #: CAL18-0002902  
 Address: APN: 211-362-016 Unincorporated, Humboldt County, CA

**Overall result for batch 080819-BNAOG-FLW-2900: Pass**

**Moisture Test Results**
**09/21/2019**

	Results (%)
Moisture	13.1

**Cannabinoid Test Results**
**09/23/2019**

Cannabinoid analysis utilizing High Performance Liquid Chromatography (HPLC, QSP 5-4-4-4)

	mg/g	%	LOD / LOQ mg/g
Δ9THC	8.115	0.8115	0.052 / 0.158
Δ8THC	ND	ND	0.074 / 0.224
THCa	305.443	30.5443	0.052 / 0.156
THCV	ND	ND	0.045 / 0.137
THCVa	1.616	0.1616	0.088 / 0.267
CBD	ND	ND	0.059 / 0.180
CBDa	0.915	0.0915	0.052 / 0.156
CBDV	ND	ND	0.027 / 0.080
CBDVa	ND	ND	0.030 / 0.090
CBG	3.124	0.3124	0.048 / 0.144
CBGa	7.415	0.7415	0.034 / 0.102
CBL	ND	ND	0.114 / 0.346
CBN	ND	ND	0.052 / 0.157
CBC	ND	ND	0.048 / 0.146
CBCa	4.641	0.4641	0.233 / 0.705

Sum of Cannabinoids:	331.269	33.1269
Total THC (Δ9THC+0.877*THCa)	275.989	27.5989
Total CBD (CBD+0.877*CBDa)	0.802	0.0802

Action Limit mg

Δ9THC per Unit  
 Δ9THC per Serving

**Batch Photo**

**Water Activity Test Results - Pass**
**09/21/2019**

	Results (Aw)	Action Limit Aw
Water Activity Pass	0.5055	0.65

**Terpene Test Results**
**09/24/2019**

Terpene analysis utilizing Gas Chromatography - Flame Ionization Detection (GC - FID)

	mg/g	%	LOD / LOQ mg/g
☑ Pinene	1.138	0.1138	0.028 / 0.084
Camphene	0.210	0.0210	0.038 / 0.116
Sabinene	ND	ND	0.024 / 0.073
☑ Pinene	1.105	0.1105	0.016 / 0.048
Myrcene	6.752	0.6752	0.03 / 0.092
☑ Phellandrene	ND	ND	0.048 / 0.144
3 Carene	ND	ND	0.028 / 0.085
☑ Terpinene	ND	ND	0.051 / 0.155
Limonene	6.13	0.613	0.04 / 0.12
Eucalyptol	ND	ND	0.051 / 0.155
Ocimene	0.49	0.049	0.053 / 0.16
☑ Terpinene	ND	ND	0.038 / 0.114
Sabinene Hydrate	ND	ND	0.046 / 0.138
Fenchone	<LOQ	<LOQ	0.06 / 0.181
Terpinolene	<LOQ	<LOQ	0.042 / 0.128
Linalool	<LOQ	<LOQ	0.043 / 0.13
Fenchol	0.523	0.0523	0.051 / 0.153
(-)-Isopulegol	ND	ND	0.026 / 0.08
Camphor	ND	ND	0.08 / 0.242
Isoborneol	ND	ND	0.028 / 0.085
Borneol	<LOQ	<LOQ	0.063 / 0.19
Menthol	ND	ND	0.043 / 0.129
Terpineol	0.532	0.0532	0.029 / 0.087
Nerol	ND	ND	0.042 / 0.128
R-(+)-Pulegone	ND	ND	0.016 / 0.047
Geraniol	ND	ND	0.037 / 0.112
Geranyl Acetate	ND	ND	0.025 / 0.076
☑ Cedrene	ND	ND	0.012 / 0.035
☑ Caryophyllene	2.963	0.2963	0.029 / 0.087
☑ Humulene	0.673	0.0673	0.017 / 0.051
Valencene	<LOQ	<LOQ	0.018 / 0.055
Nerolidol	<LOQ	<LOQ	0.05 / 0.15
Caryophyllene Oxide	0.036	0.0036	0.011 / 0.034
Guaiol	ND	ND	0.035 / 0.106
Cedrol	ND	ND	0.022 / 0.066
☑ Bisabolol	ND	ND	0.057 / 0.172

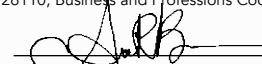
**Total Terpene Concentration: 20.552 2.0552**

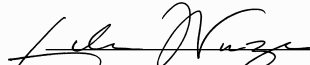
**Sample Certification**

California Code of Regulations Title 16 Effect Date January 16, 2019  
 Authority: Section 26013, Business and Professions Code.  
 Reference: Sections 26100, 26104 and 26110, Business and Professions Code.



Scan to verify at sclabs.com  
 Sample must be marked as public to be viewable

  
 Anna Brown, LQC Verified By  
 Date: 09/25/2019

  
 Josh Wurzer, President  
 Date: 09/25/2019

Sample Name: Banana OG  
 LIMS Sample ID: 190920V004  
 Batch #: 080819-BNAOG-FLW-2900  
 Sample Metrc ID: 1A406030000558D000001594  
 Sample Type: Flower, Inhalable  
 Batch Weight: 9979.2 Gram(s)  
 Sample Weight: 36.2 Gram(s)  
 Unit Mass:  
 Serving Mass:  
 Density:

Date Collected: 09/20/2019  
 Date Received: 09/21/2019  
 Tested for: ADIRA Distribution, Inc.  
 License #: C11-0000739-LIC  
 Address: 3440 AIRWAY DR, SUITE c, SANTA ROSA, CA 95403-2065  
 Produced by: The Humboldt Leaf  
 License #: CAL18-0002902  
 Address: APN: 211-362-016 Unincorporated, Humboldt County, CA

**Overall result for batch 080819-BNAOG-FLW-2900: Pass**

### Pesticide Test Results - Pass

09/24/2019

Pesticide, Fungicide and plant growth regulator analysis utilizing HPLC-Mass Spectrometry and GC-Mass Spectrometry

	Results (µg/g)	Action Limit µg/g	LOD / LOQ µg/g
Abamectin	Pass ND	0.1	0.030 / 0.091
Acephate	Pass ND	0.1	0.013 / 0.039
Acequinocyl	Pass ND	0.1	0.010 / 0.031
Acetamiprid	Pass ND	0.1	0.013 / 0.038
Azoxystrobin	Pass ND	0.1	0.015 / 0.047
Bifenazate	Pass ND	0.1	0.012 / 0.035
Bifenthrin	Pass ND	3.0	0.013 / 0.038
Boscalid	Pass ND	0.1	0.008 / 0.023
Captan	Pass ND	0.7	0.099 / 0.300
Carbaryl	Pass ND	0.5	0.014 / 0.043
Chlorantraniliprole	Pass ND	10.0	0.020 / 0.061
Clofentezine	Pass ND	0.1	0.009 / 0.027
Cyfluthrin	Pass ND	2.0	0.099 / 0.299
Cypermethrin	Pass ND	1.0	0.030 / 0.091
Diazinon	Pass ND	0.1	0.009 / 0.027
Dimethomorph	Pass ND	2.0	0.018 / 0.055
Etoxazole	Pass ND	0.1	0.007 / 0.022
Fenhexamid	Pass ND	0.1	0.015 / 0.045
Fenpyroximate	Pass ND	0.1	0.012 / 0.036
Fonicamid	Pass ND	0.1	0.022 / 0.066
Fludioxonil	Pass ND	0.1	0.020 / 0.061
Hexythiazox	Pass ND	0.1	0.009 / 0.027
Imidacloprid	Pass ND	5.0	0.017 / 0.050
Kresoxim-methyl	Pass ND	0.1	0.010 / 0.029
Malathion	Pass ND	0.5	0.006 / 0.019
Metalaxyl	Pass ND	2.0	0.011 / 0.033
Methomyl	Pass ND	1.0	0.022 / 0.067
Myclobutanil	Pass ND	0.1	0.015 / 0.044
Naled	Pass ND	0.1	0.010 / 0.031
Oxamyl	Pass ND	0.5	0.014 / 0.042
Pentachloronitrobenzene	Pass ND	0.1	0.020 / 0.061
Permethrin	Pass ND	0.5	0.027 / 0.082
Phosmet	Pass ND	0.1	0.010 / 0.030
Piperonylbutoxide	Pass ND	3.0	0.007 / 0.020
Prallethrin	Pass ND	0.1	0.011 / 0.032
Propiconazole	Pass ND	0.1	0.004 / 0.013
Pyrethrins	Pass ND	0.5	0.012 / 0.036
Pyridaben	Pass ND	0.1	0.007 / 0.020
Spinetoram	Pass ND	0.1	0.006 / 0.017
Spinosad	Pass ND	0.1	0.010 / 0.031
Spiromesifen	Pass ND	0.1	0.005 / 0.015
Spirotetramat	Pass ND	0.1	0.014 / 0.042
Tebuconazole	Pass ND	0.1	0.006 / 0.018
Thiamethoxam	Pass ND	5.0	0.011 / 0.033
Trifloxystrobin	Pass ND	0.1	0.007 / 0.020

### Mycotoxin Test Results - Pass

09/23/2019

Mycotoxin analysis utilizing HPLC-Mass Spectrometry

	Results (µg/kg)	Action Limit µg/kg	LOD / LOQ µg/kg
Aflatoxin B1	Pass ND	20.0	1.0 / 3.0
Aflatoxin B2	Pass ND	20.0	2.0 / 6.0
Aflatoxin G1	Pass ND	20.0	1.0 / 3.0
Aflatoxin G2	Pass ND	20.0	2.0 / 6.0
Aflatoxin B1, B2, G1, G2	Pass ND	20.0	
Ochratoxin A	Pass ND	20.0	6.0 / 18.0

### Pesticide Test Results - Pass

09/24/2019

Pesticide, Fungicide and plant growth regulator analysis utilizing HPLC-Mass Spectrometry and GC-Mass Spectrometry

	Results (µg/g)	Action Limit µg/g	LOD / LOQ µg/g
Aldicarb	Pass ND	ND	0.030 / 0.091
Carbofuran	Pass ND	ND	0.029 / 0.089
Chlordane	Pass ND	ND	0.032 / 0.097
Chlorfenapyr	Pass ND	ND	0.030 / 0.090
Chlorpyrifos	Pass ND	ND	0.029 / 0.089
Coumaphos	Pass ND	ND	0.029 / 0.089
Daminozide	Pass ND	ND	0.030 / 0.091
DDVP (Dichlorvos)	Pass ND	ND	0.029 / 0.089
Dimethoate	Pass ND	ND	0.029 / 0.089
Ethoprop(hos)	Pass ND	ND	0.029 / 0.089
Etofenprox	Pass ND	ND	0.029 / 0.089
Fenoxycarb	Pass ND	ND	0.029 / 0.089
Fipronil	Pass ND	ND	0.029 / 0.089
Imazalil	Pass ND	ND	0.029 / 0.089
Methiocarb	Pass ND	ND	0.029 / 0.089
Methyl parathion	Pass ND	ND	0.029 / 0.089
Mevinphos	Pass ND	ND	0.029 / 0.089
Pacllobutrazol	Pass ND	ND	0.029 / 0.089
Propoxur	Pass ND	ND	0.029 / 0.089
Spiroxamine	Pass ND	ND	0.029 / 0.089
Thiacloprid	Pass ND	ND	0.029 / 0.089

### Heavy Metal Test Results - Pass

09/23/2019

Heavy metal analysis utilizing Inductively Coupled Plasma Mass Spectrometry (ICP-MS)

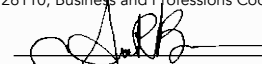
	Results (µg/g)	Action Limit µg/g	LOD / LOQ µg/g
Cadmium	Pass <LOQ	0.2	0.012 / 0.035
Lead	Pass ND	0.5	0.031 / 0.095
Arsenic	Pass <LOQ	0.2	0.013 / 0.039
Mercury	Pass <LOQ	0.1	0.002 / 0.005


### Sample Certification

California Code of Regulations Title 16 Effect Date January 16, 2019  
 Authority: Section 26013, Business and Professions Code.  
 Reference: Sections 26100, 26104 and 26110, Business and Professions Code.



Scan to verify at sclabs.com  
 Sample must be marked as public to be viewable

  
 Anna Brown, LQC Verified By  
 Date: 09/25/2019

  
 Josh Wurzer, President  
 Date: 09/25/2019

**Sample Name:** Banana OG  
**LIMS Sample ID:** 190920V004  
**Batch #:** 080819-BNAOG-FLW-2900  
**Sample Metric ID:** 1A406030000558D000001594  
**Sample Type:** Flower, Inhalable  
**Batch Weight:** 9979.2 Gram(s)  
**Sample Weight:** 36.2 Gram(s)  
**Unit Mass:**  
**Serving Mass:**  
**Density:**

**Date Collected:** 09/20/2019  
**Date Received:** 09/21/2019  
**Tested for:** ADIRA Distribution, Inc.  
**License #:** C11-0000739-LIC  
**Address:** 3440 AIRWAY DR, SUITE c, SANTA ROSA, CA 95403-2065  
**Produced by:** The Humboldt Leaf  
**License #:** CAL18-0002902  
**Address:** APN: 211-362-016 Unincorporated, Humboldt County, CA  
**Overall result for batch 080819-BNAOG-FLW-2900: Pass**

### Residual Solvent Test Results

Residual Solvent analysis utilizing Gas Chromatography - Mass Spectrometry (GC - MS)

	Results (µg/g)	Action Limit µg/g	LOD / LOQ µg/g
1,2-Dichloroethane	NT		
Benzene	NT		
Chloroform	NT		
Ethylene Oxide	NT		
Methylene chloride	NT		
Trichloroethylene	NT		
Acetone	NT		
Acetonitrile	NT		
Butane	NT		
Ethanol	NT		
Ethyl acetate	NT		
Ethyl ether	NT		
Heptane	NT		
Hexane	NT		
Isopropyl Alcohol	NT		
Methanol	NT		
Pentane	NT		
Propane	NT		
Toluene	NT		
Total Xylenes	NT		

### Note

### Microbiological Test Results - Pass

09/23/2019

PCR and fluorescence detection of microbiological impurities

	Results	Action Limit
Shiga toxin-producing Escherichia coli	Pass ND	ND
Salmonella spp.	Pass ND	ND
Aspergillus fumigatus	Pass ND	ND
Aspergillus flavus	Pass ND	ND
Aspergillus niger	Pass ND	ND
Aspergillus terreus	Pass ND	ND

### Foreign Material Test Results - Pass

09/21/2019


Pass


### Sample Certification

California Code of Regulations Title 16 Effect Date January 16, 2019  
 Authority: Section 26013, Business and Professions Code.  
 Reference: Sections 26100, 26104 and 26110, Business and Professions Code.



Scan to verify at sclabs.com  
 Sample must be marked as public to be viewable

  
 Anna Brown, LQC Verified By  
 Date: 09/25/2019

  
 Josh Wurzer, President  
 Date: 09/25/2019  
 CoA ID: 190920V004-001 - Page 3 of 3